

How the PayPal Donation Button Works

The PayPal donation button is embedded on the Global China Academy and Global Century Press websites. The donation process is initiated by clicking the PayPal button.



Figure 1 User clicks the “Donate with PayPal” button on the webpage and is redirected to the PayPal donation interface.

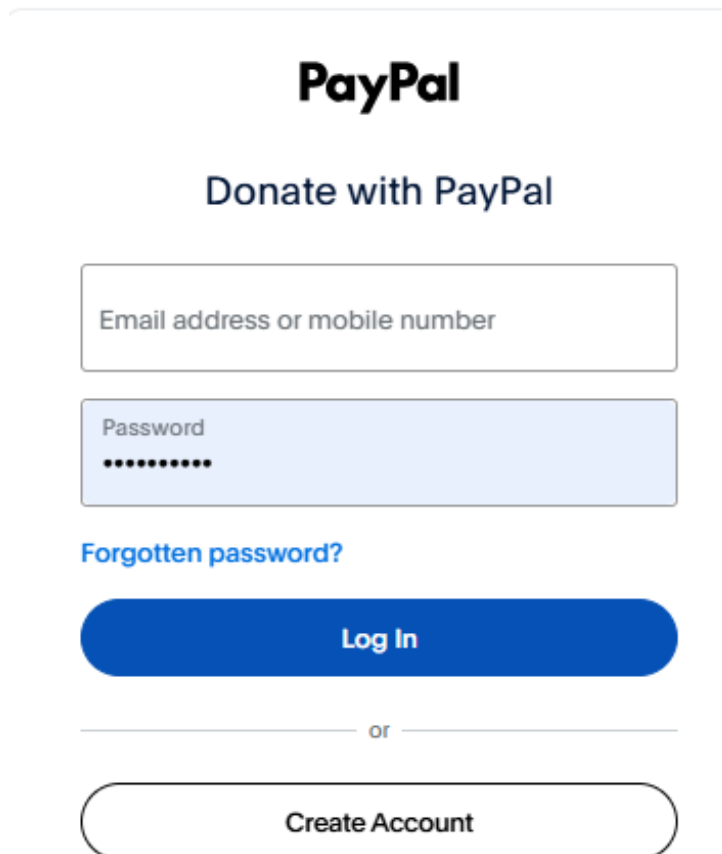


Figure 2 Donor logs in using their PayPal-registered email address and password.

Let's confirm it's you

- Use the PayPal app
- Get a text
- Get a WhatsApp text
- Have us call you

Next

Enter your code

We've sent a security code to +44 7... 68.

7 8 0 8 4 9

[Resend](#)

Submit

[Need more options?](#)

Figure 3 Donor selects the confirmation method and enters the required code or completes verification.

GCA Global China Academy
全球中国学院

Donate to
Global China Academy

How do you want to pay?

- Visa Debit ****1363
Fee: £0.00 GBP
Preferred
- LLOYDS BANK PLC
Current account ****7966
Fee: £0.00 GBP
- PayPal Credit
Fee: £0.00 GBP

[+ Add a payment method](#) [Show more](#)

Next

[Back](#)

Figure 4 If the donor has more than one PayPal account, they select which account to use for the donation.


Donate to
Global China Academy

£1.00

GBP

Add special instructions to the seller:

0/280



Total

£1.00 GBP

Estimated delivery

In seconds

For more information please read our [User Agreement](#).

Donate Now

Figure 4 Donor reviews the donation amount, optionally adds a message, and clicks the button to complete the donation.

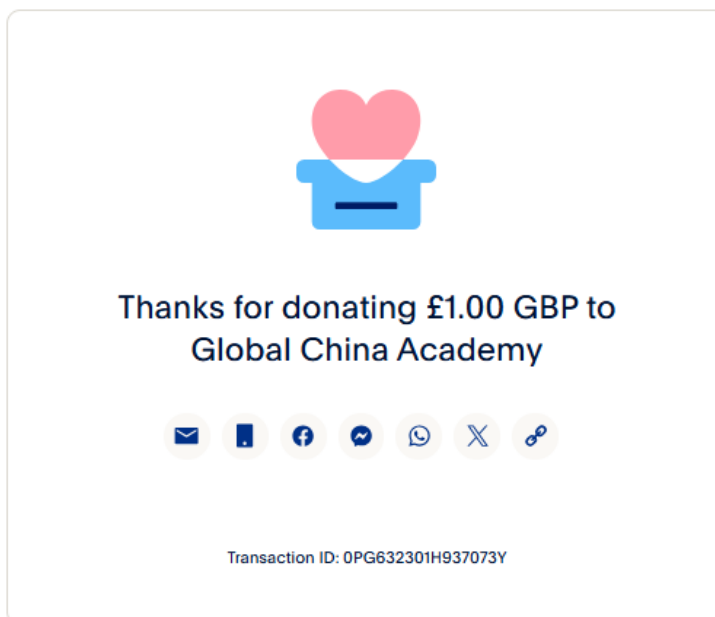


Figure 5 An on-screen message confirms that the payment has been completed successfully via PayPal.

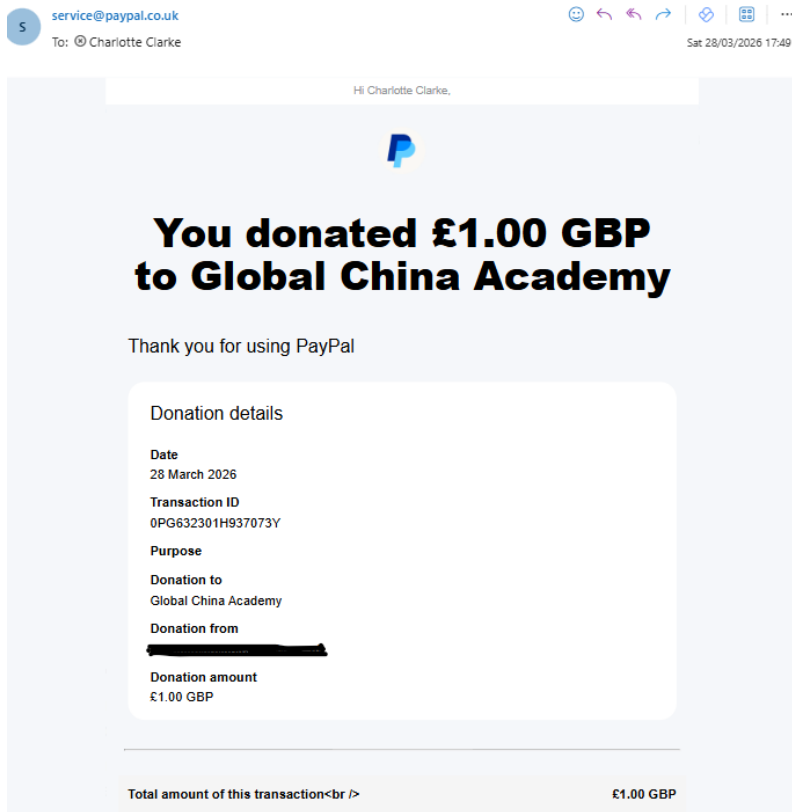


Figure 6 The donor receives an email confirmation from PayPal as proof of the donation.

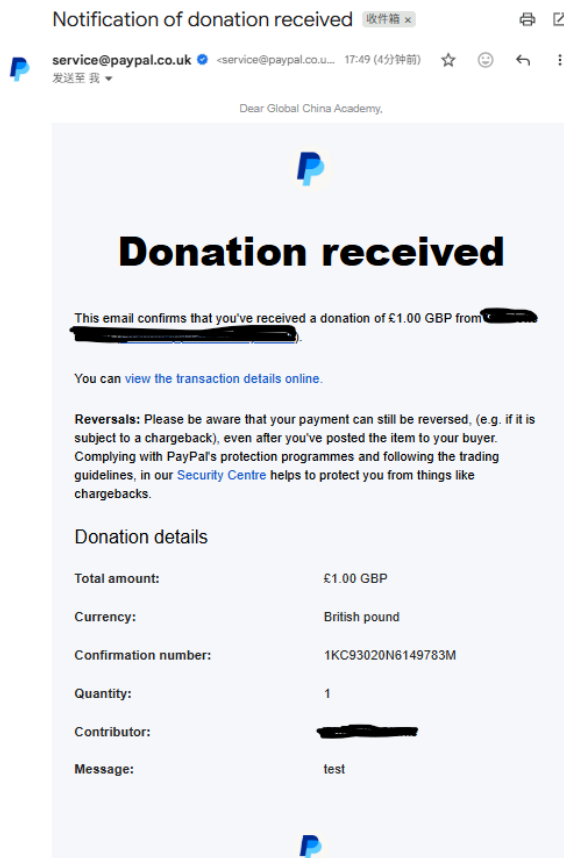


Figure 7 The GCA email account also receives a notification with the details of the donation.

Note: If no message is provided, the donation is treated as an anonymous donation.